

OME-RESA INSIGHT

Issue 19

Fall 2016

Ohio Mid-Eastern Regional Education Service Agency

An Information Technology Center (ITC) of the Ohio Education Computer Network (OECN)

Serving an 11 county area and 45 school districts in Mid-Eastern Ohio

Cyber Security Awareness

By Angela Underwood, Executive Director

I'll bet that I am not the only one that feels completely lost if I forget my phone at home when I leave for work in the morning. I am guessing that many of you reading this article right now use a device to stay in contact with others (text, email or Facebook), organize your day (calendar with reminders) and even wake up in the morning (alarms). These are just a few examples of how we rely on technology to navigate in such a fast paced world. There are many out there that find ways to exploit this dependence to gain financially, cause harm to others, or even just for the challenge. Cybersecurity is a shared responsibility and we all need to do our part. The US Department of Homeland Security has resources available to anyone to increase understanding. These resources can be found here: <https://www.dhs.gov/stopthinkconnect>.

Did you know?

1. Cyber security incidents have increased 38% since 2014
2. The most expensive computer virus of all time?
 - * MyDoom (2014) fastest-spreading email worm
 - * Estimated financial damage of \$38.5 billion
 - * Author was never discovered
3. Social media is a hackers' playground
 - * More than 1.6 billion social network users
 - * More than 600,00 social media accounts are compromised every day
 - * Criminals exploit social media usage. Some examples are:
 1. Like-jacking - posting fake "like" buttons to websites that actually download malware to your computer
 2. Link-jacking - hacked links redirect users from trusted posts to malware infected websites that hide drive-by downloads or other types of infections.

Inside this issue:

Co-op Services /Erate Update	2 - 3
Student Services Update	4 - 7
EMIS Update	8 - 10
Fiscal Update	11 - 12
INFOhio Update	13 - 18
Technical Services Update	19 - 21

OME-RESA PHONE DEPARTMENT EXTENSIONS

EXECUTIVE DIRECTOR OFFICE	3
TECHNICAL SERVICES	5
STUDENT SERVICES	6
FISCAL SERVICES	7
COOPERATIVE / E-RATE SERV.	8
INFOHIO SERVICES	9
ADMINISTRATIVE ASSISTANT/ BILLING	122

CO-OPERATIVE SERVICES/ERATE UPDATE



With school districts struggling to do more with less, it's essential to receive maximum value for every dollar spent. OME-RESA assists by providing a mechanism for schools to pool their collective purchasing power – saving money and improving efficiency.



OME-RESA's Food Program Rebates School Districts over \$ 83,000.00

Through various rebate incentives with GFS, OME-RESA will be rebating participating Cooperative Members over \$80,000.00. This amount is based on purchases during the 2015-2016 school year. The rebate consists of 0.5% rebate on eligible purchases from the Food Program as well as an additional 1% for those members participating in GFS' Prime Vendor Program. OME-RESA will rebate a total of \$83,417.57. If you'd like to enroll in GFS's Prime Vendor Program for the 2016-2017 school year, please contact Wendy or Adam, Cooperative Services.

Purchasing Catalogs

Cooperative Services updates the purchasing catalogs on our website frequently. Please ensure that you are using the most up to date version by accessing our website for catalogs when you order supplies. Changes occur when it is necessary to revise product offerings, change pricing, etc. When a catalog is updated, a Cooperative Update E-mail is sent to our mailing database. If you would like your email added to our mailing list, please email coop@omeresa.net with the purchasing programs you'd like to learn more about.

Advisory Committees

Food Service Advisory Committee



Food Service Personnel of OME-RESA member schools have the opportunity to volunteer on the OME-RESA Food Service Advisory Committee. Representing OME-RESA membership, this committee will play a significant role. This committee will:

- *Review 2016-2017 Food Bid and make suggestions
- *Recommend bid items for the 2017-2018 Food Bid
- *Suggestions of any improvements of service of vendors

OME-RESA will share all information and collaborate with Southwestern Ohio Educational Purchasing Council (EPC) on the 2017-2018 Food Bid.

The first meeting took place on October 5th at the OME-RESA Training Center. Three school districts were in attendance and a great deal of information was shared regarding the Food Commodity Program and the Dairy Bid.

The next meeting will be January 11th at 1pm at the OME-RESA Training Center. There will be a vendor(s) in attendance with new product presentation. Please register at <http://www.omeresa.net/protected/EventView.aspx?id=63G2AP2>. Your input is very important!

CO-OPERATIVE SERVICES/ ERATE UPDATE -CONT.

Cooperative Purchasing Advisory Committee

Attention All Personnel Who Purchase Any Goods and/or Services: Your Input is Needed!

Purchasing personnel of OME-RESA member districts are invited to volunteer on our Cooperative Purchasing Committee.

This committee will:

- *Meet quarterly
- *Review current awarded bids and make suggestions
- *Recommend bid items for any future bids
- *Suggestions of any improvements of vendor customer service



Please join us Wednesday, November 2, 2016 at 1:00pm for our first meeting!

Please register at: <http://www.omeresa.net/protected/EventView.aspx?id=63B3GUB>

Why It Pays to Utilize OME-RESA's Cooperative Services

Each program offered by OME-RESA and partner cooperatives is checked for quality assurance. That means that we don't allow vendors who have poor customer service records or are unwilling to provide the best possible pricing to work with our members.

We also take care of legal bidding requirements and fees on behalf of our members. We offer sample board resolutions, brochures, and other detailed information for each of our programs. Member districts can rely on the OME-RESA Cooperative Services team to take the guess-work out of a complicated bidding process.

We advocate on your behalf with vendors. If at any time you have issues or questions regarding a program vendor, allow us to assist you. We are here to help.

Not sure if we offer a particular purchasing program? Contact us. We have numerous purchasing programs through local, state, and nationwide cooperatives. If the program does not exist, we can explore opportunities to add products to existing programs or create new programs to meet our members' needs.

E-RATE UPDATE

Lorrie Germann, State E-rate Coordinator, has announced upcoming Fall E-rate Workshops for Funding Year 2017. The day will focus on upcoming changes to the program, USAC's EPC Portal, and new Form 470 application. Whether you are a newcomer to E-rate, have filed for many years, or use the service of a consultant, it is recommended you attend in order to understand the program changes and how they will impact you. There are two opportunities to attend this workshop in our region. The first workshop was on October 31, 2016, at Muskingum Valley ESC in Zanesville. The second workshop is on November 1, 2016, at the OME-RESA Training Center in Steubenville.

To register for these trainings, please visit <https://www.ohio-k12.help/erate/>. At the bottom of the page click on Events.

STUDENT SERVICES UPDATE

Student Services Documentation

We have moved some of our documentation from Knowledge Books to a new area of the website in hopes it is easier to locate and find which documentation you are looking for. You can now find all of the ProgressBook guides and other documentation under OME-RESA's website > Services > Student Services and EMIS. On the left hand side you can then select which information you would like to view. This is still a work in process and we hope to add more documents soon. Stay tuned!

Professional Development

Student Services Staff is available to come into your district to do PD on any of our applications. A Half Day is \$250 and a Full Day is \$500. Please call or email for more details.



Homerooms

New classes coming from StudentInformation will not automatically be defaulted as a Required Homeroom. If a teacher is unable to see their class to take homeroom attendance, GradeBook Point of Contacts should check under Principal > Set Required Homerooms for Homeroom Attendance to make sure the class is selected. If the class is selected and the teacher still cannot see the class to take attendance, please submit a ticket to us so we can take a look further.

Academic Standards Update

Academic Standards are now reading live from the service provider. Not only are the academic standards live and up to date, searching for academic standards has been greatly improved.

Student Alerts

Teachers can now see student alerts for each student in the Student Profile, which are now read live directly from StudentInformation. This information will be up to date.

Assignment Marks

All teachers now have the ability to copy marks, comments or flags for their students on the Assignment Marks screen.


Class Dashboard Symbols

The icons indicating disability, custody and student birthday have been updated. For more information on the symbols, please refer to the Teacher Guide.

STUDENT SERVICES UPDATE - CONTINUED

Special Services (SpS)


SpS Trainings were just recently held. During those trainings, attendees took note of the Student Roadmap (which DataMap provides) and appreciated the one-click access they had to that data while working in SpS.



With the summer 16.0 release, VirtualClassroom has a new design. Features such as creating content is much easier and clearer.

- A new dashboard for VirtualClassroom will give teachers the freedom to design and ease of creating and accessing their online content.
- Instructions for an activity can now be displayed before the student starts the activity.
- New grading screen helps the teacher identify which activities still need graded.
- Academic Standards will now be read from the service provider
- Content is available for purchase in the Public Library now for the following subjects from the Jefferson County Educational Service Center: College and Career Readiness - K-12 English/ Language Arts, English/Language Arts, Fine Arts, Foreign Language, Health, Mathematics, Science, Social Studies, Technology, and Other.

If your district is interested, or if you would like more information on VirtualClassroom, please contact us.



Quite a few improvements have taken place in DataMap since the 16.0 release.

- ACT Aspire is now a supported assessment
- Teachers can now add attachments to a student's intervention
- All users now have the ability to select more than one subject in the State Assessment History on the Student Roadmap
- For students with an active IEP, teachers will now be able to click 'Yes' on the Student Roadmap which will take them directly to the Completed Tasks in SpecialServices.
- OCBA and PARCC assessments have been added to the Assessment Comparison Analysis screen

If your district is interested, or if you would like more information on DataMap, please contact us.

STUDENT SERVICES UPDATE - CONTINUED



Student Alerts

Your district now has the ability to enable parents to view Student Alerts in ParentAccess. This will allow the parents to be aware of all important alert information such as medical, custody, disability and miscellaneous alerts. These alerts are being read live from StudentInformation. To enable this feature, your district's GradeBook Point of Contact will need to go into Page Level Security.

Registration Keys

With the 16.0 release, registration keys have changed for this year. Your district now has the ability to select who the intended recipient is for the new ParentAccess account.

- When generating keys for an entire school or district, the primary contact is automatically selected for each parent key.
- If you generate a new key for a parent for an individual student, the ParentAccess administrator will now have to select a contact.

No contact to select? You will need to go into StudentInformation and make sure to add a contact for the student.

Report Card Processing:

In preparation for the processing of the 1st 9 weeks report cards for the 2016-2017 school year, Report Card Refresher training sessions were conducted in September. This year many districts will be processing report cards using the "electronic file cabinet". When sending the report cards to the "electronic file cabinet", report cards will be viewable and printable in ParentAccess. If you have any questions regarding this process, please submit a ticket to DASLSTAFF or PBSTAFF for assistance.

STUDENT SERVICES UPDATE - CONTINUED

Ad-Hoc Report Writer:

We will soon be posting a brief tutorial on our website on running the new Ad-Hoc reports that are now available in StudentInformation. Our state support will be adding more reports to the list over time. To access the reports, your StudentInformation user account must have the proper security settings. Please check with your DASL account administrator regarding access to the Ad-Hoc Reports. Currently, the following Ad-Hoc Reports are available for use:

Eligibility – End of Course Performance Summary

EMIS – EMIS (SSID)

Period G Core Summary

State Assessment Below Reported Score Report

State Assessment Report

Sub-Calendar Hours Analysis

Medical – Latest Dental Screening

Latest Hearing Screening

Latest Vision Screening

Scheduling – 5 Credit Rule Check

Student Schedules

Student – Contact Address Standardization Errors

Homeroom List with Counts

Student Address Standardization Errors

Student Family Group Information

VE – Inter-State Studio Phot Export



EMIS UPDATE

EMIS

July Trainings – Thank you to all EMIS Coordinators, Treasurers, and Superintendents who attended either the July 14th or July 28th EMIS Payroll/Student Data and FTE Detail/SFPR Report trainings. We received excellent feedback from both trainings and are preparing to have them again in the spring of 2017.

EMIS Alliance Trainings – The Management Council (MCOECN) and ODE teamed up together to host a “train the trainer” session for ITC EMIS personnel. This group is known as EMIS Alliance. OME-RESA staff attended a two day training in Columbus the first week of June and then came back and hosted the same trainings for our districts. The trainings were held on June 27th and 28th at Muskingum Valley ESC and July 5th and 6th at OME-RESA. These trainings covered the following items: Troubleshooting SIS data, Where Kids Count Reports, FTE Reports, and CTE Reports. The purpose of the trainings were to help district personnel use basic Excel tips and tricks with EMIS data and reports. Future trainings will be announced.

FTE/SFPR EMIS Open Labs – These open labs will have Jack Pierson (Area 7 Coordinator) in attendance demonstrating the reconciliation process for district FTE and SFPR reports. Space is limited. Districts will have the ability to work on their individual reports. If time permits in the afternoon, other EMIS questions/concerns will be addressed. Six different sessions have been scheduled to accommodate all districts. Three sessions will be held at OME-RESA in Steubenville and three will be held at ECOESC in New Philadelphia. We hope to offer these sessions again in the spring of 2017.



EMIS UPDATE - CONTINUED



Upcoming Trainings/Open Labs for November and December:

November 1st – FY17 First S window and First L window training – 9:00 am to 3:00 pm at ECOESC in New Philadelphia

November 3rd – FTE/SFPR EMIS Open Lab – 9:00 am to 3:00 pm at OME-RESA in Steubenville

November 14th – FTE/SFPR EMIS Open Lab – 9:00 am to 3:00 pm at ECOESC in New Philadelphia

November 16th – FTE/SFPR EMIS Open Lab – 9:00 am to 3:00 pm at OME-RESA in Steubenville

November 17th – Basic Excel – 9:00 am to 3:00 pm at ECOESC in New Philadelphia

November 18th – Basic Excel – 9:00 am to 3:00 pm at MVESC in Zanesville

December 1st – Advanced Excel – 9:00 am to 3:00 pm at ECOESC in New Philadelphia

December 2nd – Advanced Excel – 9:00 am to 3:00 pm at MVESC in Zanesville

December 5th – FTE/SFPR EMIS Open Lab – 9:00 am to 3:00 pm at OME-RESA in Steubenville

December 7th – FTE/SFPR EMIS Open Lab – 9:00 am to 3:00 pm at ECOESC in New Philadelphia

December 12th – FTE/SFPR EMIS Open Lab – 9:00 am to 3:00 pm at ECOESC in New Philadelphia

EMIS UPDATE - CONTINUED

Data Collector:

The following FY16 collections closed in October:

Career Tech Assessment collection – closed October 14th

Graduation Collection – closed October 21st

Spring Early Learning Assessment Collection – closed October 28th

The following FY17 collections are open:

Beginning of Year Student Collection (S) – closes December 22nd, 2016

Student Cross Reference (S) – closes July 28th, 2017



FISCAL SERVICES UPDATE

Calendar Year End Treasurers' In-Service Scheduled

The dates for the calendar year end treasurers' meetings have been set. One meeting will be held at OME-RESA and we will be recording the meeting so it can be posted to our website. The second will not be recorded and will be held at Buckeye JVS.



You can attend one of the two scheduled meetings or view the recorded meeting once it is posted. There will be 4 separate recordings. 1) Budgetary Close Out Procedures 2) Payroll Close Out Procedures 3) Budgetary Questions 4) Payroll Questions This was requested so you can watch only the recordings that pertain to you.

Registration and attendance is a must if you want a CEU. The registrations are posted on our website. The OME-RESA meeting will be December 2nd and Buckeye JVS will be December 8th. Refreshments will be at 9:00 and the meeting will start promptly at 9:30.



Payroll /EMIS Training

Per request, there were 2 trainings held that combined the staff/student information. There was a lot of positive feedback and a request for additional trainings. In addition, our area coordinator, Jack Pierson will hold open labs so districts can plug in their student information and reconcile to the SFPR. The registrations are posted on our website.

Payroll Training

There is a Board Distribution (BRDDIS) training scheduled on November 4th. The BRDDIS option facilitates the process of distributing the Board's share of deductions. It uses a .BATCH file, which is created by the BRDDIS program in payroll processing, to create one or more requisitions which are then converted to PO's by using either the REQSCN, POSCN, or USASWEB programs. This training will be held again in the spring for anyone who is interested.



USAS/USPS Redesign

The fiscal staff attended the OEDSA conference in September and viewed the latest version of the USAS/USPS redesign. Requested enhancements have been implemented while other modules were completely rewritten and are more user friendly.

On October 25th, OME-RESA fiscal staff held a demonstration of the redesign at the Pritchard-Laughlin Civic Center. All district fiscal staff were encouraged to attend and give feedback.

FISCAL SERVICES UPDATE—CONTINUED

eFinance/Sungard

The fiscal staff also viewed a demo of the Sungard software at the OEDSA conference. They are currently running wave 1 with school districts in Ohio. OME-RESA has no districts using Sungard at this time.

On October 18th, Sungard staff held a demonstration of the software at the Pritchard-Laughlin Civic Center. All district fiscal staff were invited.

eSERS Update

We were informed in 2015 that districts would be required to upload the SERS per pay tape file to the eSERS portal just as they do for their SERS new hires. According to a recent email, the new eSERS portal is scheduled for implementation at the beginning to the calendar year. In order to assist you in the transition, this fall SERS will be offering trainings. If you have questions email employerservices@ohsers.org or call 877-213-0861.

Here are a few items that can be checked now to make December close out a little easier:



Payroll:

- Make sure that all employees with a city tax record have a C or R marked to show why the tax is being withheld. C means withheld due to employment and R means withheld due to residence. Double check newly added staff for the year or staff who changed their city of residence throughout the calendar year.
- Run W2 Proc, look for fatals that can be corrected now.
- Run the QRTRPT and verify the current QTD totals and YTD totals for accuracy.

Budgetary:

- It is necessary to enter the TIN Type for all 1099 vendors BEFORE your final run of F1099. OME-RESA will be unable to print any 1099 forms on your behalf if there are any vendors without a TIN TYPE. This field can be found ONLY in VENSCN on the alpha. The web application does NOT contain this field.
- Run the VENSSN report and check...
 - That all vendors flagged to receive 1099's are accurate
 - That they have a social security or a tax ID number
 - That all vendors not marked to receive a 1099, which have YTD activity greater than \$599.99, are accurate.

INFOHIO UPDATE



Big News!



1) Through the hard work of our parent organization, the Management Council of the Ohio Education Computer Network, we have found a way to fund BookFlix and Storia for the 2016-17 school year!

2) And through the understanding and continued strong support of PreK-12 students from our friends at OPLIN (public libraries), OhioLINK (higher education libraries), and the State Library of Ohio, the digital resources we license in partnership with them—including the EBSCO databases, World Book, and Science Online—are safe for this year.

Let me make it clear that INFOhio's funding has not been officially restored in the biennium budget. Instead, our friends have stepped in to help us because the need for these resources is so great. And who do we have to thank for making that need clear? You! You and all the letters and emails you sent to legislators on INFOhio's behalf.

INFOhio Toolkit has a new look and enhanced content for 2016/17



infohio.org/goto/toolkit

Here's what the Toolkit looks like.

The direct link is at the bottom in case that's easier for you.

We updated the Toolkit over the summer to make things easier to find.


We added new categories organized by need rather than simply by item type:

- Blended Learning Help
- Early Literacy Resources
- Parent Night Resources.

INFOHIO UPDATE - CONTINUED



This is basically a What's New flyer. If you're looking for an easy way to share a lot of the things we'll be talking about in this webinar, then this is an easy way to do it. It's one page, front and back. It highlights some of our newest tools on the front, and on the back it highlights professional development and parent resources.



This flyer is a grid that aligns INFOhio resources (across the top) with important educational needs and standards.

College and Career Readiness
Differentiation
Third Grade Reading Guarantee
Mathematical Practice
Research Skills
Text Complexity

It even lets you know which resources have teacher tools such as lesson plans and practice assessments.



infohio.org/goto/BeginningReader

The Beginning Readers document has been expanded and now includes even more ways to use INFOhio's three main early literacy tools (BookFlix, Early World of Learning, and World Book Kids) to develop foundational reading skills, meet Reading Literature standards, and meet Reading Informational Text standards.

INFOHIO UPDATE - CONTINUED



Isearch makes searching academic databases for reliable content as easy as searching Google. You can find all magazine and journal articles, newspaper articles, e-books, fact sheets, encyclopedias, experiments, videos and diagrams, and much more that you can use straight from the web or download into a learning management system or link from a classroom web page.

It is very similar to the discovery tools used at most Ohio college and university libraries and many public libraries.

And this fall, Isearch is becoming even more like systems used in colleges. INFOhio libraries—the ones that use INFOhio software, CAT and CAT Jr.—will be able to search their catalogs through Isearch as well, which is exactly the way college libraries are organized. Many of the more than 2,300 INFOhio school libraries in Ohio already are able to search their library resources through Isearch. We're on track to move all INFOhio libraries into Isearch by September 30.

But let me make it clear, all students in Ohio can use Isearch, not just INFOhio libraries. All they have to do is use the search box at the top of our INFOhio resource pages.



Here is what an INFOhio library user will see.

The My Library tab includes the contents of your school library along with the videos from the INFOhio Digital Video Collection and e-books from the INFOhio eBook collection.

The result that shows here with jellyfish is from the INFOhio Digital Video Collection. Notice the red button at the bottom. That's an embed code. You click it, copy the code that appears, and paste it into a learning management system so that you can use it easily for blended learning or flipped classrooms. There's more information on how to do that in the learning management system tip sheets in the Blended Learning section of the Toolkit that I pointed out earlier.

Notice the other tabs:

Basic: databases at a lower Lexile level

Advanced: databases at a higher Lexile level

These tabs across the top make it easier for teachers and librarians to differentiate content: Basic tabs for younger students and Advanced tabs for more sophisticated research.

INFOHIO UPDATE - CONTINUED

Educator Guide to ISearch

- Teaching with ISearch
- Sharing ISearch with Colleagues
- Sharing ISearch with Parents
- FAQ
- Best Practices
- Customizing ISearch

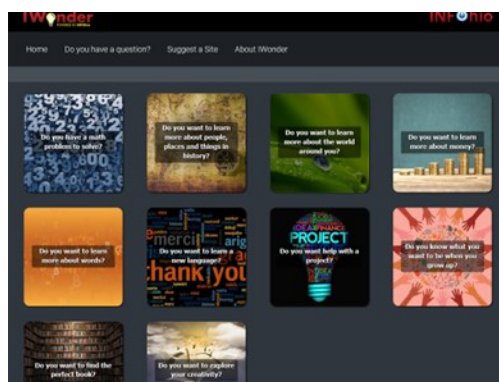
libguides.infohio.org/isearch

There is a guide for ISearch like the ones we talked about earlier with the BookFlix Best Practices Guide. Each of these bullets is a tab available on the guide. You'll find video tutorials and activities for using ISearch, including the very popular ISearch bingo. New lesson plans are in development and will be added this fall.



iwonder.infohio.org


The new website IWonder (iwonder.infohio.org) replaced the hard-to-maintain Discovery Portal. IWonder organizes a collection of librarian-selected websites that support Ohio Curriculum Standards in grades 3-9.



In addition to categories supporting the four major subject areas, IWonder offers categories that help students explore the fine arts, foreign languages, and personal finance.

Later this fall, we'll be adding a new technology category. Subcategories will include coding, robotics and making.

INFOHIO UPDATE - CONTINUED



IWonder
Genius Hour Worksheet

1 Visit www.iwonder.org and browse the question categories on the home page. Fill in the spaces below.

Today, I am wondering about the topic...

Plants

I will explore these areas from IWonder:

Wonder question (main):
Do you want to learn more about the world around you?

Wonder question (____ main or ____ sub):
Do you want to learn more about the environment?

Wonder question (____ main or ____ sub):
Do you want to learn more about plants?

2 Click on the questions you chose above to learn more about your topic. Then complete this section.

Find three helpful IWonder websites. Be sure to record the website title, URL, and publication date. Note the information you found about your topic.

Website #1
Title: YouTube
URL: https://www.youtube.com/watch?v=0XG0D7-m_e
Date: 1/15/2016
Information I learned about my topic:
Wind helps plant seeds.

Website #2
Title: World Book Online
URL: <http://www.worldbookonline.com/student/article?id=wr428380>
Date: 1/15/2016
Information I learned about my topic:
Photosynthesis is what makes them grow. They need light and water.

Website #3
Title: Geography for Kids
URL: http://www.geography4kids.com/files/ta_n4_atmos.html
Date: 1/15/2016
Information I learned about my topic:
Mountains cool the air and force clouds to drop rain on trees and plants.

3 Now go to research.infohio.org and type in your topic from step 2.

Find three articles with information to help answer your question. Be sure to record the author, title, publisher, publication date, and information found for the article.

Article #1
Author: none listed
Title: Wind and Water
Publisher: Scholastic News
Date: Dec 2, 2015
Information from article:
Wind blows seeds from plants across the earth. The water goes to the growing parts of the seeds and helps them feed them.

Article #2
Author: Mark Turpin
Title: Flooding May Endanger Crops
Publisher: The Fort Wayne Sentinel
Date: July 2015
Information from article:
Too much wind and water is bad for plants though. A lot of water can flood the plant.

While IWonder encourages students to explore on their own, it also includes a “Genius Hour” activity that teachers can use with students to help them develop the skills needed to research any topic.

The Genius Hour activity is available through the Blended Learning area in the Toolkit and behind the IWonder I Button on the resource list.



All of us at INFOhio are excited to say that Book Nook(booknook.infohio.org) is now live! Book Nook is a site devoted to student-created book trailers. It gives students a place to share the books they are reading and learn about the books other students across Ohio are enjoying.

What's more, Book Nook is ready for new submissions! The site is open to all Ohio K-12 students. Check out the [guidelines and rubric for submission](#). Then when the book trailer is finished, just complete the short [submission form](#). The Book Nook team will review the content within five days. Students can submit their work, or teachers and librarians can submit on behalf of students, but the book trailer needs to be done by kids for kids.

INFOHIO UPDATE - CONTINUED

And if you've never made a book trailer, never fear because Book Nook includes links to resources for teachers and students to spark creativity and guide them through the development process.

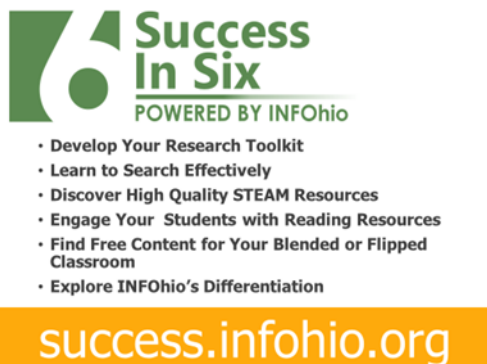
Students will find links to sites that help them:

- Plan a book trailer project
- Find royalty-free images and music
- Create the video
- Cite their sources

Teachers will find additional links that help them:

- Plan lessons around book trailers, regardless of the subject area
- Develop rubrics to grade them
- Add a book trailer to their library catalog

Check out the [book trailers already posted](#) for ideas and the [Help section](#) for more information.



Success in Six is a self-paced online learning program that shows you the latest ways to use digital resources to support 1:1, blended learning, personalized learning, differentiation, and a host of other student needs.

It replaces the old 21 Things online learning program.

It is offered at no charge to any Ohio educator. Find it at success.infohio.org.

And it is a completely fresh and new program. Even if you completed the 21 Things, you'll learn something new with Success in Six. And you can earn up to 18 contact hours with Success in Six.

TECHNICAL SERVICES UPDATE

Service Highlights:

- Voice summary: Currently providing managed VOIP services to 8 districts (900 + phones)
- Wireless summary: Currently providing managed wireless services to 11 districts (1000 + access points)
- Server hosting summary: Currently hosting 36 virtual server deployments for multiple districts (Point of Sale, Security and AV, Document Management, Transportation, Active Directory)
- DR backup summary: Currently providing offsite backup services to 7 school districts (38 TB of data being maintained at the State DR site)
- System application summary: Technical services installed ProgressBook Suite v16.0.0 (July) and subsequent updates and/or hot fixes. Additionally, multiple SSDT and EMIS updates have been applied to the applicable systems this school year.

WAN Update:

- OME-RESA is maintaining over 90 high-speed direct connections that provide over 7Gbps of bandwidth capacity.
- Daily ITC internet utilization has begun to peak collectively over 3.5 Gbps to OARnet.
- Commodity bandwidth provisioning to OARnet is 4.0 Gbps.
- FY17-18 Provisioning 6-8 Gbps

Department highlights:

- USAS-Redesign systems and training environment are now active.
- Forty one (41) district bandwidth upgrades were completed over the summer.
- CPE upgrades continue.
- OME-RESA disaster recovery hot site is now functional at SWOCA.
- Reduced virtual server hosting fees:
 - *VCPU per instance \$7.00
 - *RAM per GB \$0.40
 - *Storage per GB \$0.10

Upcoming projects:

- ASA clustering (December - Tentative)
- OARnet backhaul redundancy (December - Tentative)

OME-RESA Regional Fall Meeting:

- Meeting information can be found here:
<https://helpdesk.omeresa.net/helpspot/index.php?pg=kb.page&id=1318>

TECHNICAL SERVICES UPDATE - (CONTINUED)

BEWARE THE RISE OF RANSOMWARE

Kim Boatman

Find Under: [Threats](#)



The latest spin on a ransom note isn't composed of letters clipped out of a newspaper. Increasingly, criminals are unleashing brash attacks on your PC and its data through a type of malicious software called ransomware.

It's exasperating enough when your computer is sluggish because of a virus, but what if the virus installs embarrassing pornography on your screen or encrypts your data so you can't read it? Ransomware attacks often use these tactics to demand you pay a ransom to remove the pornography or to access your files.

Ransomware on the rise

"There's more and more documented evidence that this is going on," says Ori Eisen, founder and chief innovation officer of fraud prevention company 41st Parameter. "It's more prevalent in the United Kingdom, which is sort of a staging or testing ground. It's starting there and getting more momentum."

The FBI recently issued an alert about the broader category of rogueware, which include ransomware and fake antivirus scareware scams. According to the FBI, criminals are netting an estimated \$150 million a year through these scams. "Ransomware is actually scarier" than the scareware scams, says Robert Siciliano, a Boston-based identity theft expert. "There's nothing worse in the field of technology than having a criminal in control of your network. When a ransomware attack occurs, it can easily elevate from a potential data loss to potential identity theft to a data breach in the form of extortion."

How ransomware works

These aggressive assaults begin in a similar manner to scareware. You're duped into clicking on an infected popup advertisement or you visit an infected website. However, instead of just trying to trick you into buying fake antivirus software, the bad guys hold your computer hostage and attempt to extort payment.

TECHNICAL SERVICES UPDATE - CONTINUED

In some instances, ads for pornographic websites appear on your screen each time you try to click on a Web page. The ads cover a portion of the page you're trying to view. "Just imagine you're sitting at work and that happens to you," says Eisen. One ransomware attack puts time pressure on the victim, stating that a piece of your data will be destroyed every 30 minutes if you don't pay up. Another attack attempts to force you to purchase a program to de-encrypt your data.

The criminals often ask for a nominal payment, figuring you'll be more likely to pay to avoid the hassle and heartache of dealing with the virus. They may ask for as little as \$10 to be wired through Western Union, paid through a premium text message or sent through a form of online cash.

Protect yourself from ransomware

As with other attacks, you can work to avoid ransomware. Experts advise taking these steps to avoid attacks or protect yourself after an attack:

1. *Use reputable antivirus software and a firewall.* Maintaining a strong firewall and keeping your security software up to date are critical. It's important to use antivirus software from a reputable company because of all the fake software out there.
2. *Back up often.* If you back up files to either an external hard drive or to an online backup service, you diminish the threat, says Eisen. "If you back up your information, you should not be afraid to just turn off your computer and start over with a new install if you come under attack." Eisen backs up his data regularly, so every six months, he simply restores his computer's system to default and starts afresh. "I would highly recommend it," he says.
3. *Enable your popup blocker.* Popups are a prime tactic used by the bad guys, so simply avoid even accidentally clicking on an infected popup. If a popup appears, click on the X in the right-hand corner. The buttons within a popup might have been reprogrammed by the criminals, so do not click on them.
4. *Exercise caution.* Don't click on links inside emails, and avoid suspicious websites. If your PC does come under attack, use another computer to research details about the type of attack. But be aware that the bad guys are devious enough to create fake sites, perhaps touting their own fake antivirus software or their de-encryption program.
5. *Disconnect from the Internet.* If you receive a ransomware note, disconnect from the Internet so your personal data isn't transmitted back to the criminals, says Eisen. He recommends simply shutting down the computer. If you have backed up your data, you can re-install software. If you don't feel comfortable doing so or you are unable to start fresh, you may need to take your computer to a reputable repair shop, says Eisen.
6. *Alert authorities.* Ransomware is a serious form of extortion. "Local police are probably not equipped to deal with this," explains Siciliano. "However, the local FBI would want to know about it."

Don't be tempted to give in and pay the ransom, warns Siciliano. "Paying them would be a mistake because they will further extort you and most likely not release your information." Taking precautions to protect your information and maintaining vigilance are the best solutions to avoid becoming a victim in the first place.

Copyright (c) Studio One Networks. All rights reserved.

Visit us at
www.omeresa.net



OME-RESA

2230 Sunset Blvd., Suite 2
Steubenville, OH 43952

Phone: (740)-283-2050 x116
Fax: (740)-283-1500
E-mail: angie.underwood@omeresa.net