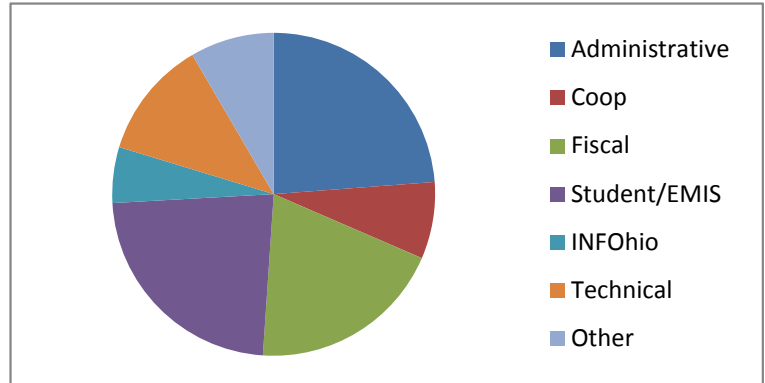


FY15 OME-RESA Satisfaction Survey

92 Responses

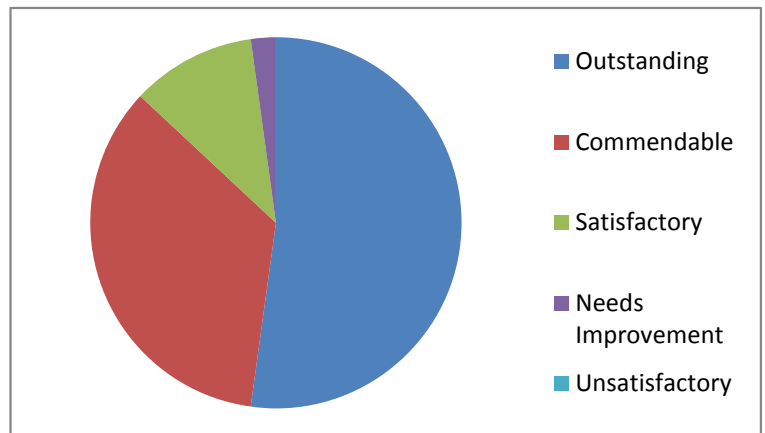
What area(s) are you responsible for within your district? (Select all that apply) Question Type: Check List

Administrative	34	23.78%
Coop	11	7.69%
Fiscal	28	19.58%
Student/EMIS	33	23.08%
INFOhio	8	5.59%
Technical	17	11.89%
Other	12	8.39%



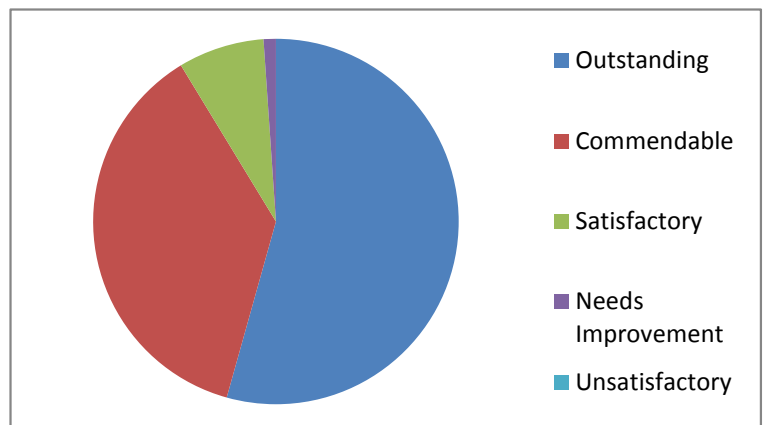
Quality of Services Provided by OME-RESA Question Type: Radio List

Outstanding	48	52.17%
Commendable	32	34.78%
Satisfactory	10	10.87%
Needs Improvement	2	2.17%
Unsatisfactory	0	0.00%



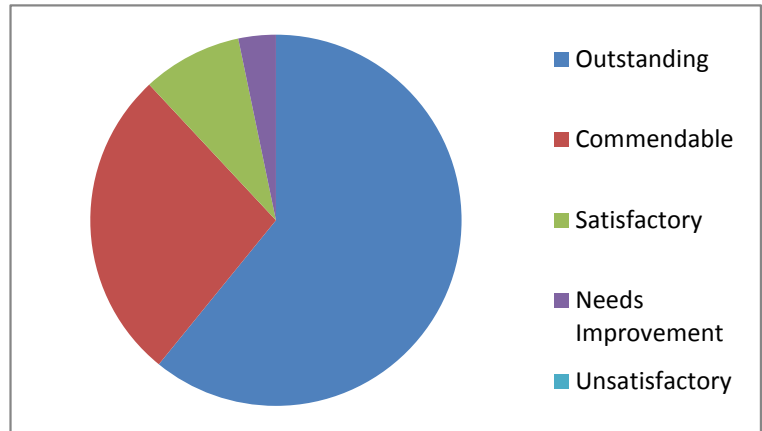
Quality, skill, and knowledge level of OME-RESA staff Question Type: Radio List

Outstanding	50	54.35%
Commendable	34	36.96%
Satisfactory	7	7.61%
Needs Improvement	1	1.09%
Unsatisfactory	0	0.00%



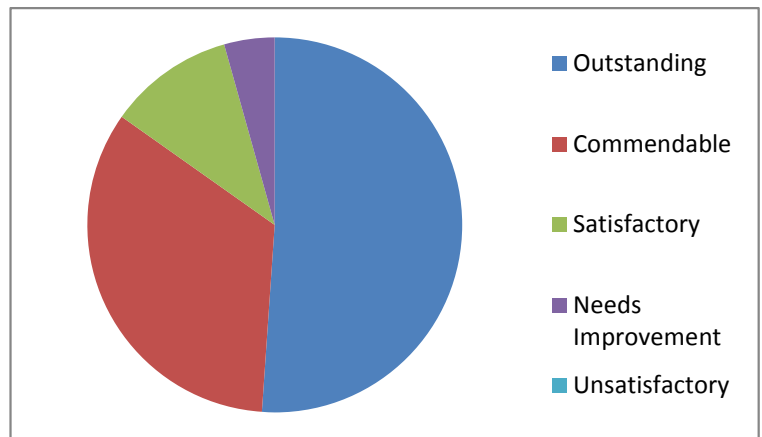
Staff available when needed Question Type: Radio List

Outstanding	56	60.87%
Commendable	25	25.17%
Satisfactory	8	8.70%
Needs Improvement	3	3.26%
Unsatisfactory	0	0.00%



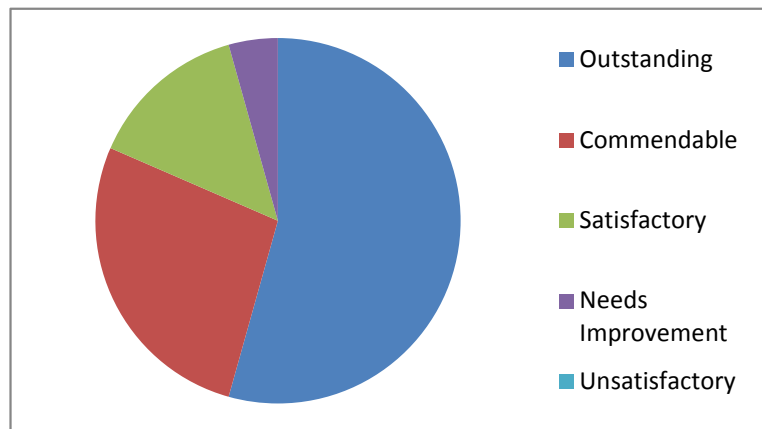
Flexibility and adaptability to meet my needs Question Type: Radio List

Outstanding	47	51.09%
Commendable	31	33.70%
Satisfactory	10	10.87%
Needs Improvement	4	4.35%
Unsatisfactory	0	0.00%



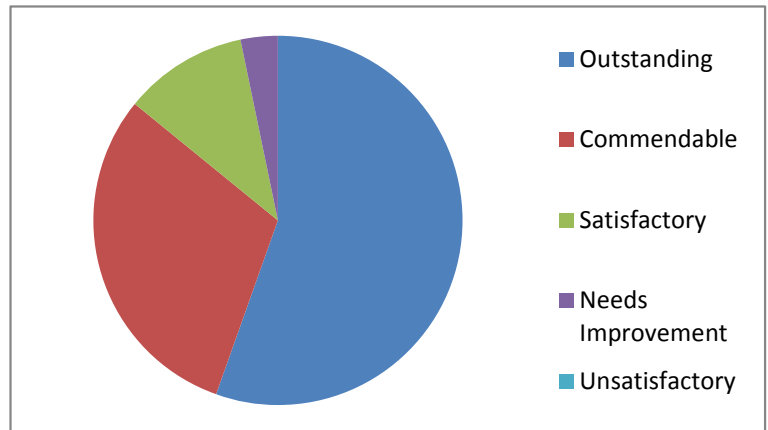
Response time - questions and problem resolution Question Type: Radio List

Outstanding	50	54.35%
Commendable	25	27.17%
Satisfactory	13	14.13%
Needs Improvement	4	4.35%
Unsatisfactory	0	0.00%



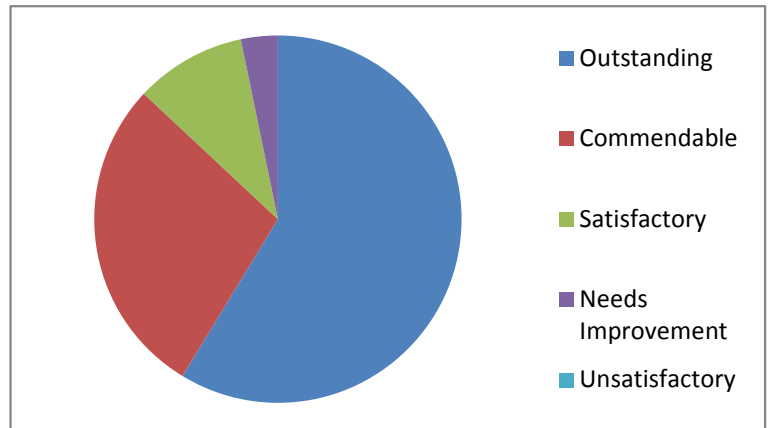
Availability of documentation Question Type: Radio List

Outstanding	51	55.43%
Commendable	28	30.43%
Satisfactory	10	10.87%
Needs Improvement	3	3.26%
Unsatisfactory	0	0.00%



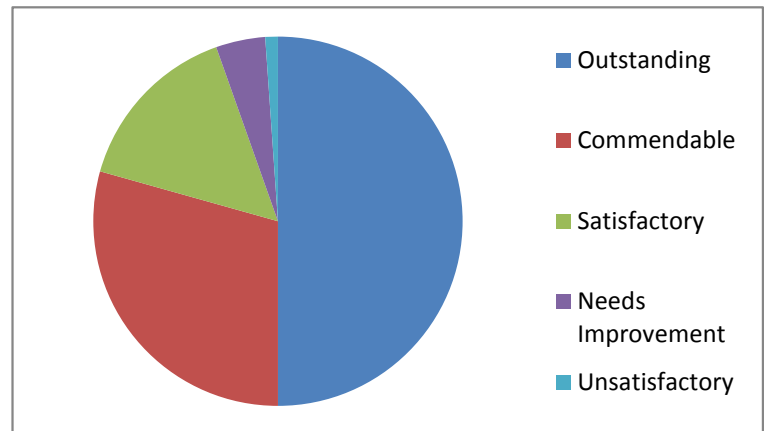
Adequate opportunities for feedback to OME-RESA staff Question Type: Radio List

Outstanding	54	58.70%
Commendable	26	28.26%
Satisfactory	9	9.78%
Needs Improvement	3	3.26%
Unsatisfactory	0	0.00%



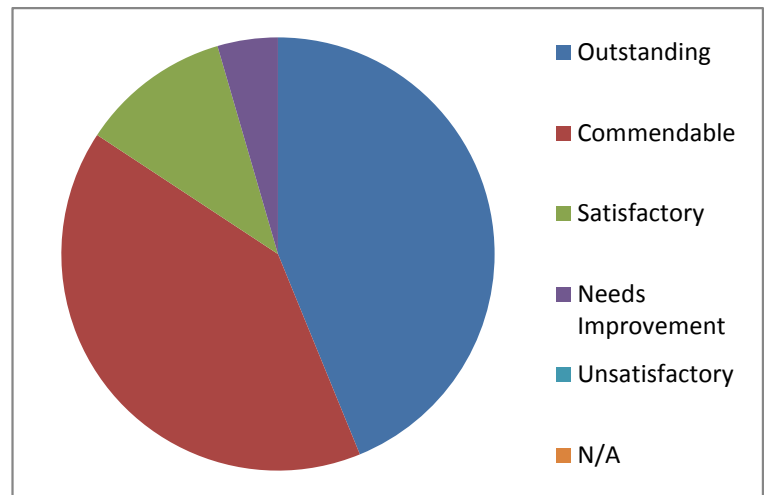
Level of professional development available for your position Question Type: Radio List

Outstanding	46	50.00%
Commendable	27	29.35%
Satisfactory	14	15.22%
Needs Improvement	4	4.35%
Unsatisfactory	1	1.09%



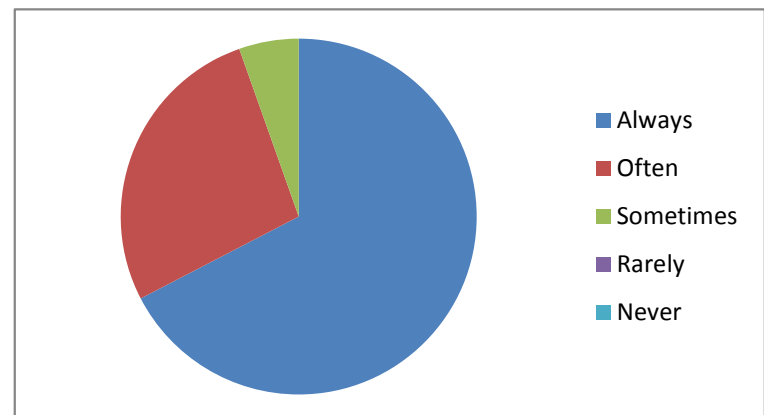
Quality of OME-RESA's applications Question Type: Radio List

Outstanding	39	42.39%
Commendable	36	39.13%
Satisfactory	10	10.87%
Needs Improvement	4	4.35%
Unsatisfactory	0	0.00%
N/A	0	0.00%



The OME-RESA staff meet my expectations Question Type: Radio List

Always	62	67.39%
Often	25	27.17%
Sometimes	5	5.43%
Rarely	0	0.00%
Never	0	0.00%



OME-RESA services meet my expectations Question Type: Radio List

Always	52	56.52%
Often	33	35.87%
Sometimes	6	6.52%
Rarely	1	1.09%
Never	0	0.00%

